

WOOD  UPP

AKUPANEL



www.woodart.md



2

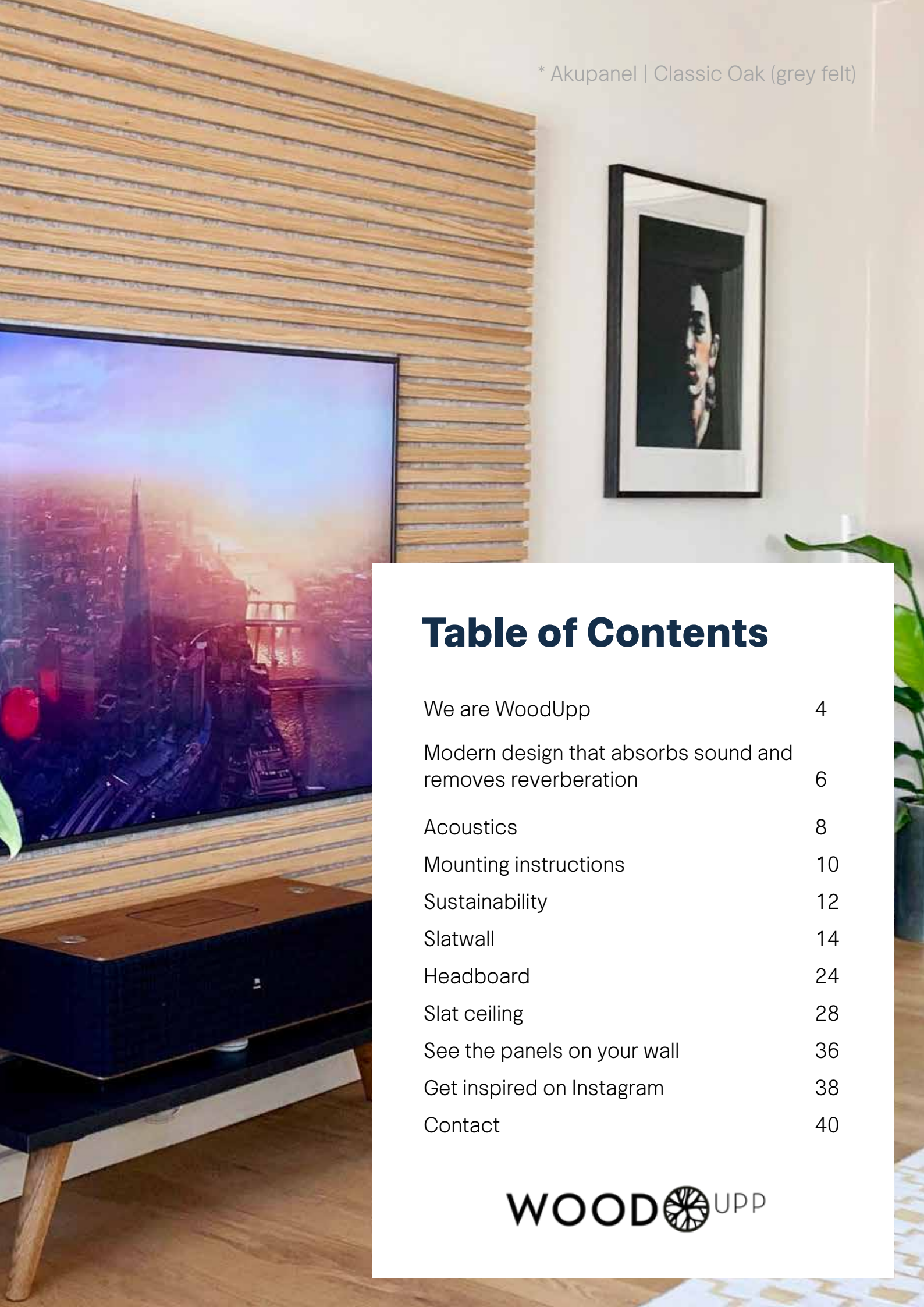
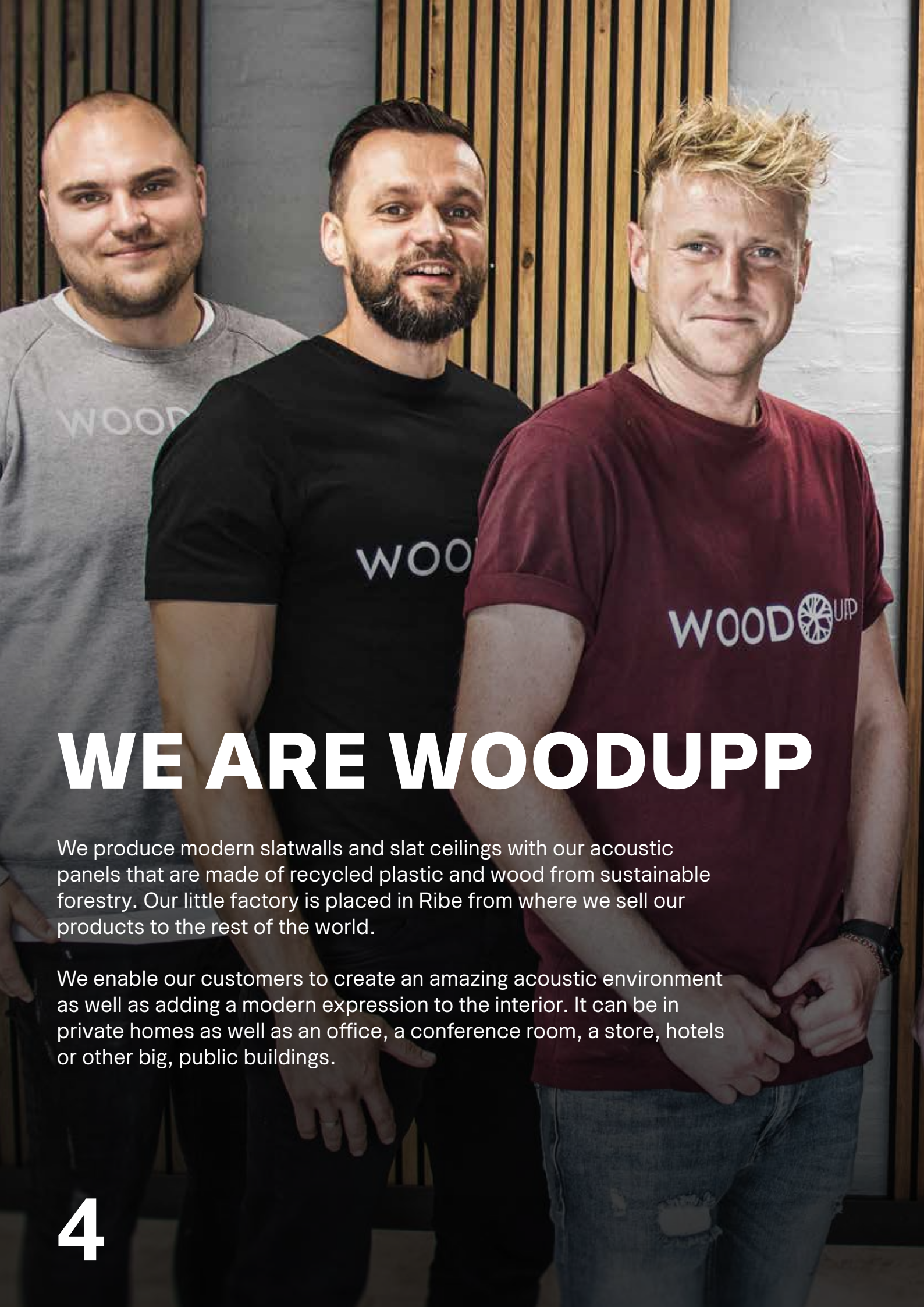


Table of Contents

We are WoodUpp	4
Modern design that absorbs sound and removes reverberation	6
Acoustics	8
Mounting instructions	10
Sustainability	12
Slatwall	14
Headboard	24
Slat ceiling	28
See the panels on your wall	36
Get inspired on Instagram	38
Contact	40



WE ARE WOODUPP

We produce modern slatwalls and slat ceilings with our acoustic panels that are made of recycled plastic and wood from sustainable forestry. Our little factory is placed in Ribe from where we sell our products to the rest of the world.

We enable our customers to create an amazing acoustic environment as well as adding a modern expression to the interior. It can be in private homes as well as an office, a conference room, a store, hotels or other big, public buildings.



We have created a premium product

based on our passion for sustainable production and a great deal of expertise in wood.

Mads founded WoodUpp because of his great passion for wood (hence the name) and in 2018 he invented our famous Akupanel. All of our products are made at our factory in Ribe, which ensures that each product that leaves the factory will live up to the high standards we have set for ourselves.

MODERN DESIGN

that absorbs sound and removes reverberation

With our Akupanel you can make a slatwall or a slat ceiling that fits perfectly in line with the modern style.

Apart from the fact that it looks great, you will also get a slatwall or a slat ceiling in sound absorption class A. This means that reverberation will be removed so you will get a room with a healthy acoustic environment.



Sound absorption class A

* Akupanel | Rustic Natural Oak




ACOUSTICS

Are you having trouble hearing what your guests are saying?

Reverberation is a big problem in many rooms but with the sound dampening Akupanels you can create an acoustic well-being for you, your family and your guests.

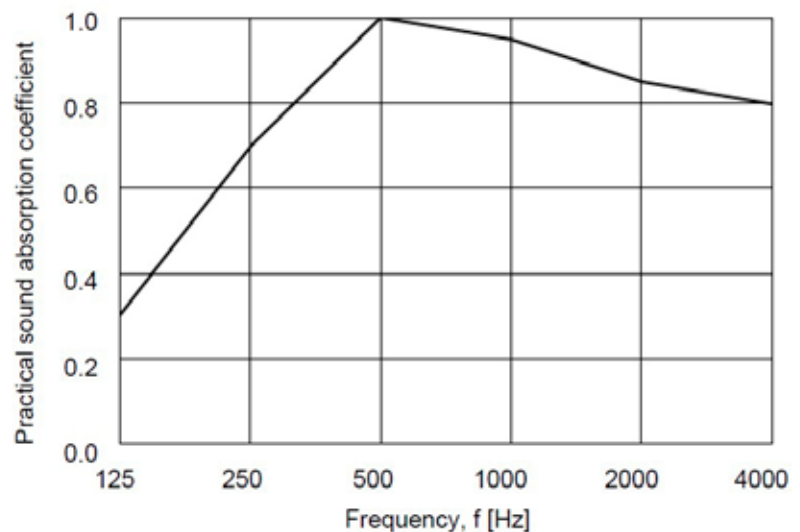
There are two ways to mount the panels - either directly on the surface (sound absorption class D) or on a formwork (battens) with mineral wool behind. If you choose to mount the panels on a formwork and insert mineral wool behind, you will achieve sound absorption **class A**.





* Akupanel | Walnut

On the graph below you can see that the panel achieves an absorption coefficient at 1.0 at a frequency at 500 Hz. Loud speaking and “ordinary” noise in the home are at a frequency between 500 - 2,000Hz and as seen on the graph it is at this point the Akupanel is the most effective.



MOUNTING INSTRUCTIONS

It's super easy to install the acoustic panels.

Choose whether to mount the panels directly on the wall or on battens with mineral wool behind it. It depends on how much you are in need of sound dampening materials in the room.

If you prefer to mount the acoustic panels directly on the wall, then you can just drive a screw directly through the felt and into the wall. When you mount the acoustic panels directly on the wall then you achieve sound absorption class D, which will significantly reduce the reverberation.

Another option is to mount the acoustic panels on a 45 mm. formwork/battens with mineral wool behind the panels. When you do so, the panels achieve sound absorption class A which is the best possible sound class available.

You can easily cut the panels by using a wagtail (a normal saw), circular saw or a jigsaw. This also allows you to cut holes in the panel for electrical outlets and lighting in the slat ceiling.



Watch the mounting video on our website.

* Akupanel | Walnut



SUSTAINABILITY

We care for the planet.

We are all responsible for our environment. That is why we made a choice to base our products on sustainable and recyclable materials. The beautiful acoustic felt is made from recycled plastic - primarily old plastic bottles. In other words we transform a waste product into something new, beautiful and useful so that it doesn't end up in the seas.

In addition to this we always make sure only to use wood that comes from sustainable forestry. This means that the forest is allowed to reproduce more trees than what is cut down. Furthermore the whole process goes on with great respect and consideration for nature.



SLATWALLS

A slat wall adds a modern expression and reduces reverberation significantly.


* Akupanel | Rustic Smoked Oak





* Akupanel | Rustic
Natural Oak

16



* Akupanel | Walnut





* Akupanel | Rustic Natural Oak






* Akupanel | Grey Oxide



* Akupanel | Cobber Oxide





HEADBOARD

With just a few panels you can create a beautiful and stylish bedroom.



* Akupanel | Classic Oak (grey felt)





26



* Akupanel | Walnut

SLAT CEILINGS

A slat ceiling adds a modern expression and reduces reverberation in the room.

* Akupanel | Classic Oak (grey felt)







30

* Akupanel | Classic Oak (grey felt)





* Akupanel | Classic Oak
(grey felt)



* Akupanel | Rustic Natural Oak



SEE THE PANELS ON YOUR WALL

Take a picture, choose a panel and find the right match for your wall.

Would you like to see how the panels could look on the walls in your home? Then you should try our visualizer app which you can find on the website.

On the app you can take a picture of your room and shortly after you are able to see the panels showing up on your walls. Afterwards you can choose between the colors and see how the panels (more or less) would look in your home.

Find the visualizer app on woodupp.com

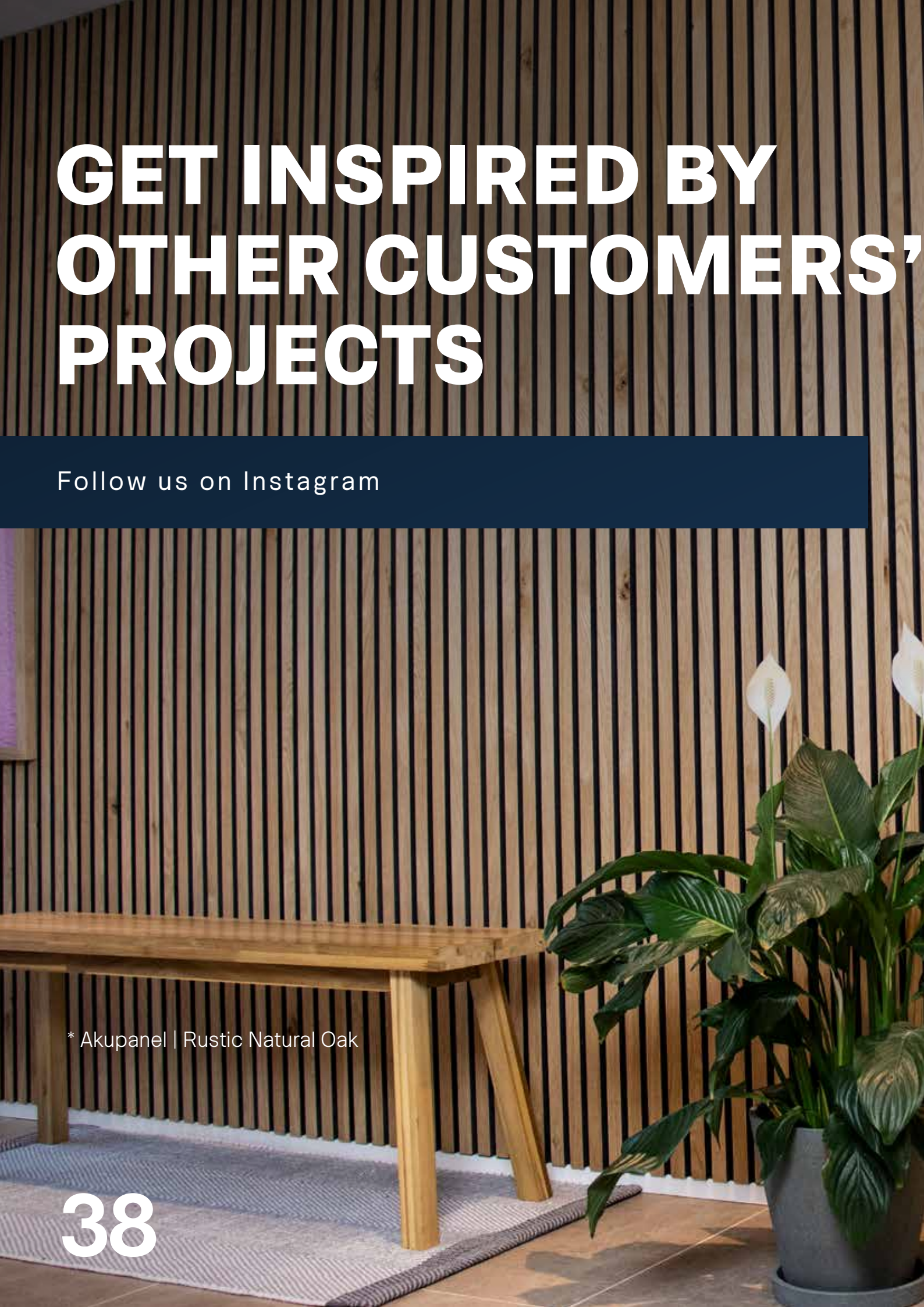


GET INSPIRED BY OTHER CUSTOMERS' PROJECTS

Follow us on Instagram

* Akupanel | Rustic Natural Oak

38





@wood_art_moldova



CONTACT

We are here to help you if you have questions

Moldova Chisinau bd.Moscova 21
Mail: woodartmoldova@gmail.com
Phone: +37379808119
www.woodart.md

Diller oficial in Moldova
MirPolov
www.mirpolov.md
Tel:079808119